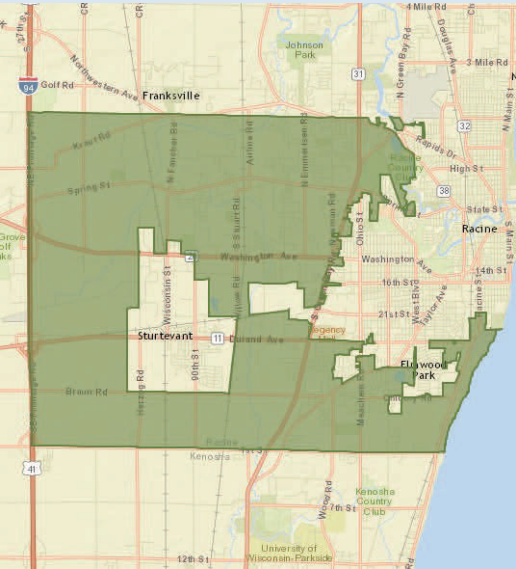


# Mount Pleasant Snapshot



## Current Population

# 26,374

**About:** Comprised of 34 square miles of prime Eastern Racine County real estate, Mount Pleasant stretches from Lake Michigan to Interstate-94 and is home to almost 980 businesses. One of the fastest growing communities in Wisconsin, Mount Pleasant's location provides easy access to both Milwaukee and Chicago. The Village's home town feel, optimal positioning, and a progressive attitude makes Mount Pleasant a great place to live, work, and visit.

### Government

Village President	Gerald Garski
Interim Administrator	Tim Zarzecki
County Executive	Jonathan Delagrave

### Tax Information

Mill Rate	\$21.43 per thousand
Corporate Income Tax	7.9%
Sales Tax	5.1%
Individual Income Tax	4.0% - 7.65%

### Utilities

Water	City of Racine Water Utility
Sewer	Mount Pleasant Sanitary Sewer Utility
Gas/Electric	We Energies
Garbage/ Recycling	Advanced Disposal Services

## Labor Force & Employment

### Unemployment Rate

# 4.8%

 (Mar '16)

### Median Household Income

# \$58,070

### Total Employees

# 13,784

### Labor Shed Potential (30 Min. Drive Time)

# 297,386



VILLAGE OF MOUNT PLEASANT, WISCONSIN

### Major Employers

Company	Industry
SC Johnson Waxdale	Specialty Cleaning, Polishing & Sanitary Consumer Products
All Saints Health Care System, Inc.	General Medical & Surgical Hospitals
Aurora Healthcare	Healthcare
CNH Industrial Capital LLC	Agriculture Credit Institution
CNH Industrial	Farm Machinery and Equipment
Wal-Mart Stores, Inc	Department stores, discount
Putzmeister	Pump and Pumping Equipment Manufacturing
Seda North America	Paperboard Container Manufacturing
Promotions Unlimited	Sales Promotion Services
Educators Credit Union	State Credit Unions
Badger Meter	Flow Meter Manufacturer

### Largest Employment Sectors

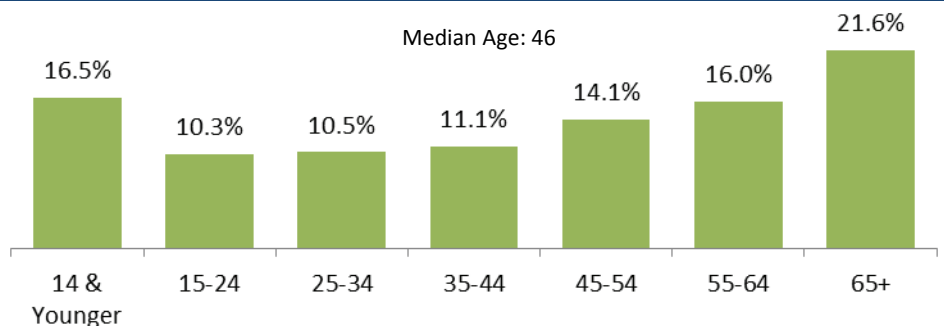
Rank	Sector	Employed	Percent	U.S.
1	Retail Trade	2,831	20.5%	13.6%
2	Health Care & Social Assistance	2,217	12.1%	13.6%
3	Manufacturing	1,788	13.0%	8.0%
4	Accommodation & Food Services	1,502	10.9%	8.8%
5	Other Services (except Public Administration)	788	5.7%	5.5%

### Labor Force Commuting Patterns

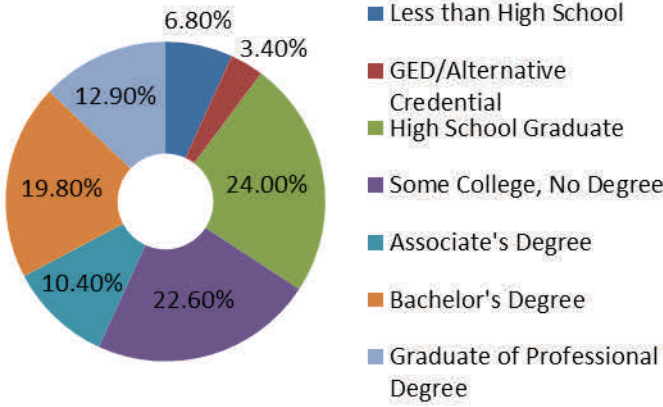
Live OUTSIDE Mount Pleasant and Commute INTO Mount Pleasant	9,603
Live IN Mount Pleasant and Commute OUT of Mount Pleasant	12,806
Live and Work WITHIN Mount Pleasant	1,259

Source: CensusOnTheMap

### Demographics



**Educational Attainment**



**Closest Institutions of Higher Education**

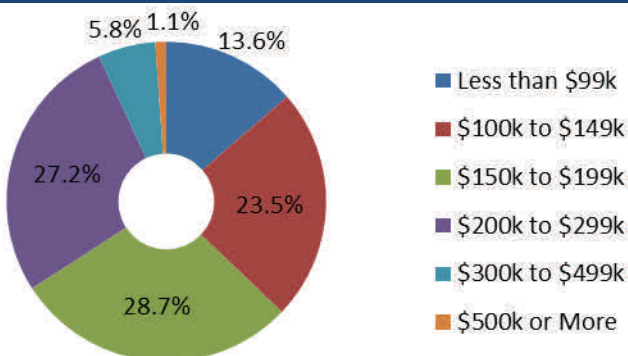
Institution	Distance from Village Center	Type	Enrollment	
			Undergrad	Graduate
Gateway Tech. College (iMET Campus) (Racine Campus) (Kenosha Campus)	~ 2.3 Miles 7.0 Miles 10.8 Miles	2 Yr.	~ 578 2,780 7,410	N/A
UW-Parkside	8.4 Miles	4 Yr.	4,489	128
Carthage College	11.4 Miles	4 Yr.	2,500	-
UW-Milwaukee	30.8 Miles	4 Yr.	23,108	4,934
UW-Whitewater	48.4 Miles	4 Yr.	10,971	1,188

**Housing**

**Housing Summary**

Total Housing Units	11,911
Owner-Occupied Housing	71.8%
Renter-Occupied Housing	21.8%
Number of Households	11,145
Average Household Size	2.30
Median Home Value	\$172,292

**Housing Value**



**Transportation/ Mobility**

**Avg Commute Time (Mins)**

**15** to Downtown Racine  
**32** to Milwaukee  
**70** to Chicago

**Access to**

**5** Major Highways (20,11,31,38,32)  
**1** Major Interstate (94)



**Trucking Services**

**152** Warehouse and trucking establishments in Racine



**Rail Services**

Area rail service provided by Canadian Pacific Railway and Union Pacific Railroad. Passenger rail services provided by Amtrak located only a few miles away in Sturtevant.



**Air Services**

Close proximity to two International Airports: 19 miles to the south of Milwaukee's General Mitchell International Airport and 58 miles to the north Chicago's O'Hare International Airport. Also served by two smaller airports: John H. Batten Field in Racine and Sylvania Airport in Sturtevant.

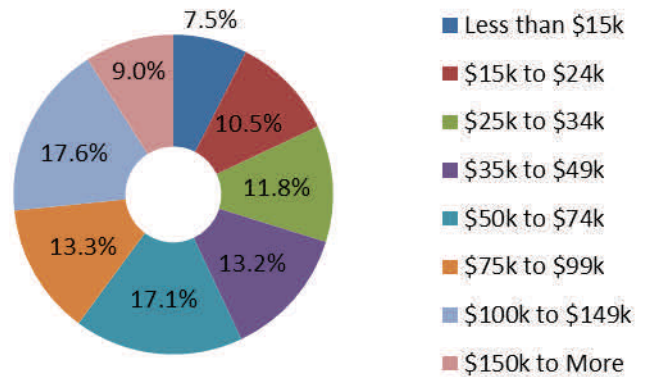


**Sea Port Services**

The Port of Milwaukee is located 25 miles to the northeast.



**Household by Income**



**More Information**

Village of Mount Pleasant	<a href="http://www.mtpleasantwi.gov">www.mtpleasantwi.gov</a> Phone: 262-664-7800
Racine County Economic Development	<a href="http://www.racinecountyedc.org">www.racinecountyedc.org</a> Phone: 262-898-7432
Racine Area Manufacturers and Commerce	<a href="http://www.racinechamber.com">www.racinechamber.com</a> Phone: 262-634-1931

Prepared by Racine County Economic Development Corporation using ESRI 2015 Data—March 2016

